

CATERPILLAR CARE

WHEN PACKAGE ARRIVES...


1



PLACE CATERPILLAR CONTAINERS AWAY FROM DIRECT SUNLIGHT AND IN A LOW TRAFFIC AREA.

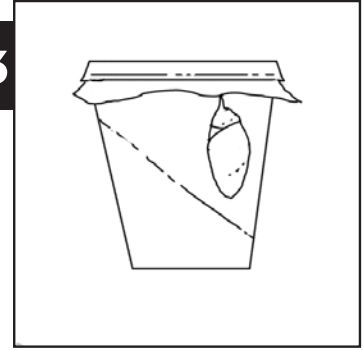
AFTER 6-8 DAYS

2



REMOVE WASTE WITH Q-TIP OR PAPER TOWEL. ALWAYS KEEP LID AND PAPER LINER ON, EXCEPT FOR CLEANING OR VIEWING.

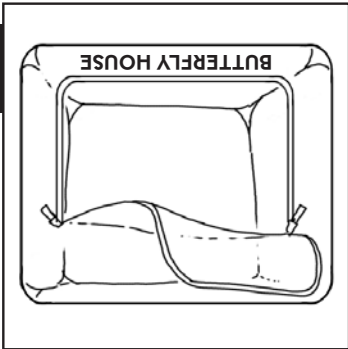
3



ALLOW ONE DAY AFTER CHRYSALIS HAS ATTACHED BEFORE TRANSFERRING TO BUTTERFLY HOUSE

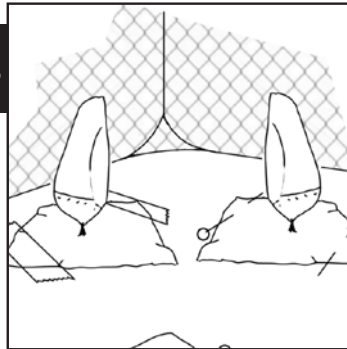
TRANSFERRING

4



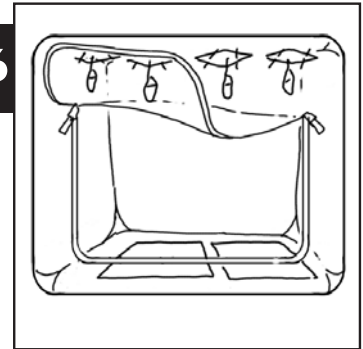
TURN BUTTERFLY HOUSE PLASTIC SIDE DOWN.

5



SCOTCH TAPE OR PIN PAPER LINER (WITH CHRYSALIS) TO PLASTIC SURFACE OF BUTTERFLY HOUSE.

6



GENTLY TURN HOUSE OVER SO CHRYSALIS ARE AT THE TOP. ZIP HOUSE CLOSED.

APPROXIMATELY 12 DAYS LATER

7




BUTTERFLY WILL EMERGE. DO NOT DISTURB THEM.

FEEDING ADULT BUTTERFLIES



POUR ORANGE GATORADE ONTO COTTON BALLS IN A SHALLOW DISH, OR BRUSH SIDES OF MESH CAGE WITH GATORADE.

8



RELEASE BUTTERFLIES ON A WARM SUNNY DAY. (61F/16C)